

Drawing

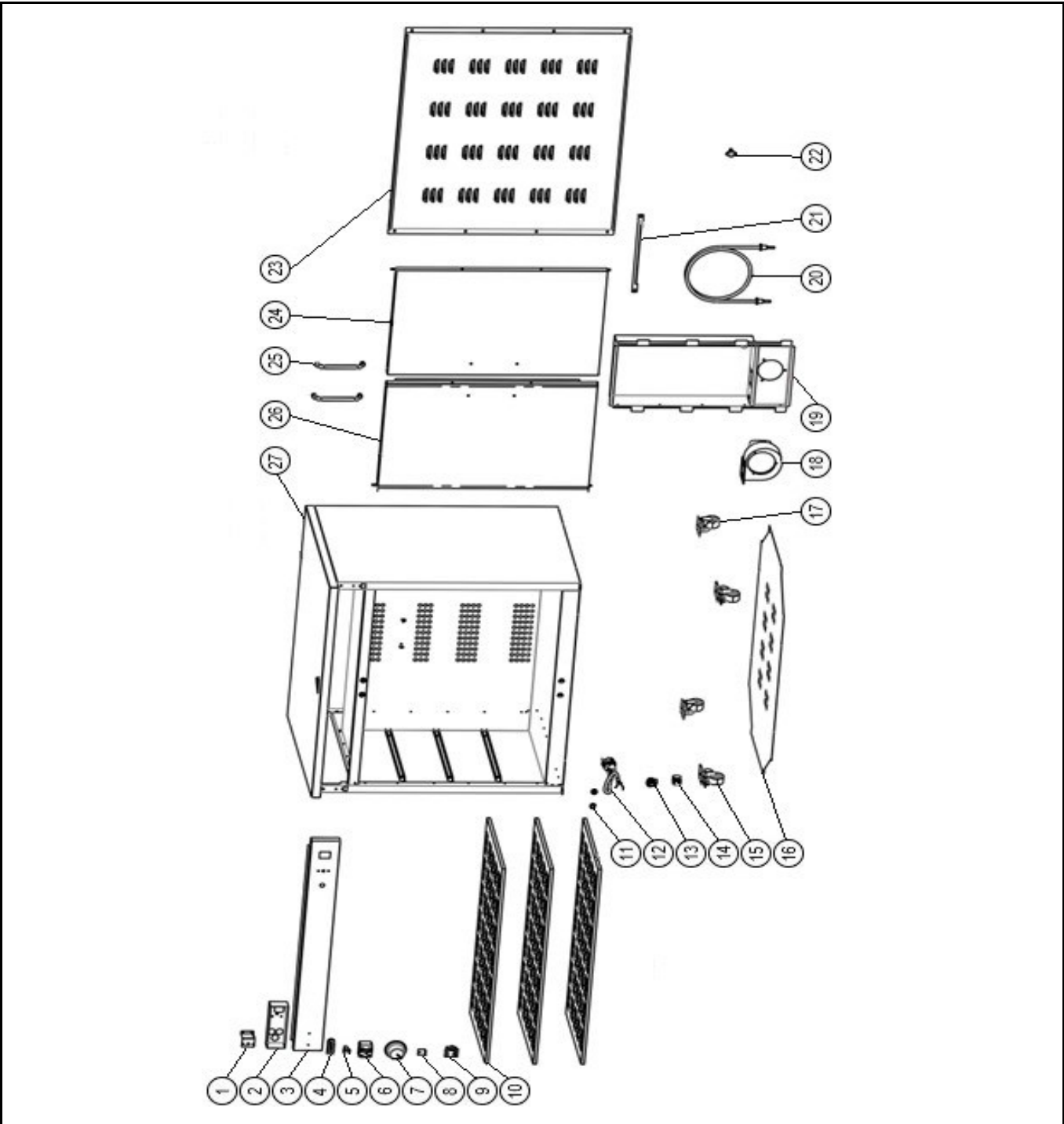


Tools for Chefs


Hendi B.V.
 Innovatielaan 6
 6745 XW De Klomp
 The Netherlands

Batch #	Appliance part#
000000 and up	250174
Description	
Plate warmer double	

Date	02-02-2024	Revision #	V.01
Revision	First Bill of Materials (BOM)		



Bill of materials (BOM)

 <b style="font-size: 24px; margin-left: 10px;">HENDI <small style="color: green; margin-left: 10px;">Tools for Chefs</small> Hendi B.V. Innovatielaan 6 6745 XW De Klomp The Netherlands	Batch #	Appliance part#
	000000 and up	250174
	Description	
	Plate warmer double	


Date	02-02-2024	Revision #	V.01
Revision	First Bill of Materials (BOM)		

Item	Description	Part#	Quantity	Remark	Picture
1	Insulation cover	n/a	1		
2	Insulation cover bracket	n/a	1		
3	Control panel	n/a	1		
4	Logo badge "Hendi"	955963	1		
5	Indicator light orange	912003	1		
6	Thermostat	964699	1		
7	Thermostat knob	964415	1		
8	Inner housing bracket	n/a	1		
9	Switch	205426	1		
10	Shelf	n/a	3		
11	Magnet	964750	2		
12	Power cord	n/a	1		
13	Pull relief	n/a	1		
14	Terminal	930540	1		
15	Castorwheel (front, with brake)	964767	2		
16	Housing panel (bottom)	n/a	1		
17	Castorwheel (back, without brake)	964774	2		
18	Fan	964798	1		
19	Fan cover	n/a	1		
20	Heating element 800W	964828	1		
21	Fan cover bracket	n/a	1		
22	Hi-limiter (120°C)	964804	1		
23	Housing panel (back)	n/a	1		
24	Door (richt)	n/a	1		
25	Door handle	964781	2		
26	Door (left)	n/a	1		
27	Housing frame	n/a	1		

n/a -> not available

nss -> not sold separately

Circuit diagram

 HENDI Tools for Chefs Hendi B.V. Innovatielaan 6 6745 XW De Klomp The Netherlands	Batch #	Appliance part#
	000000 and up	250174
	Description	
	Plate warmer double	

Date	02-02-2024	Revision #	V.01
Revision	First Bill of Materials (BOM)		

