
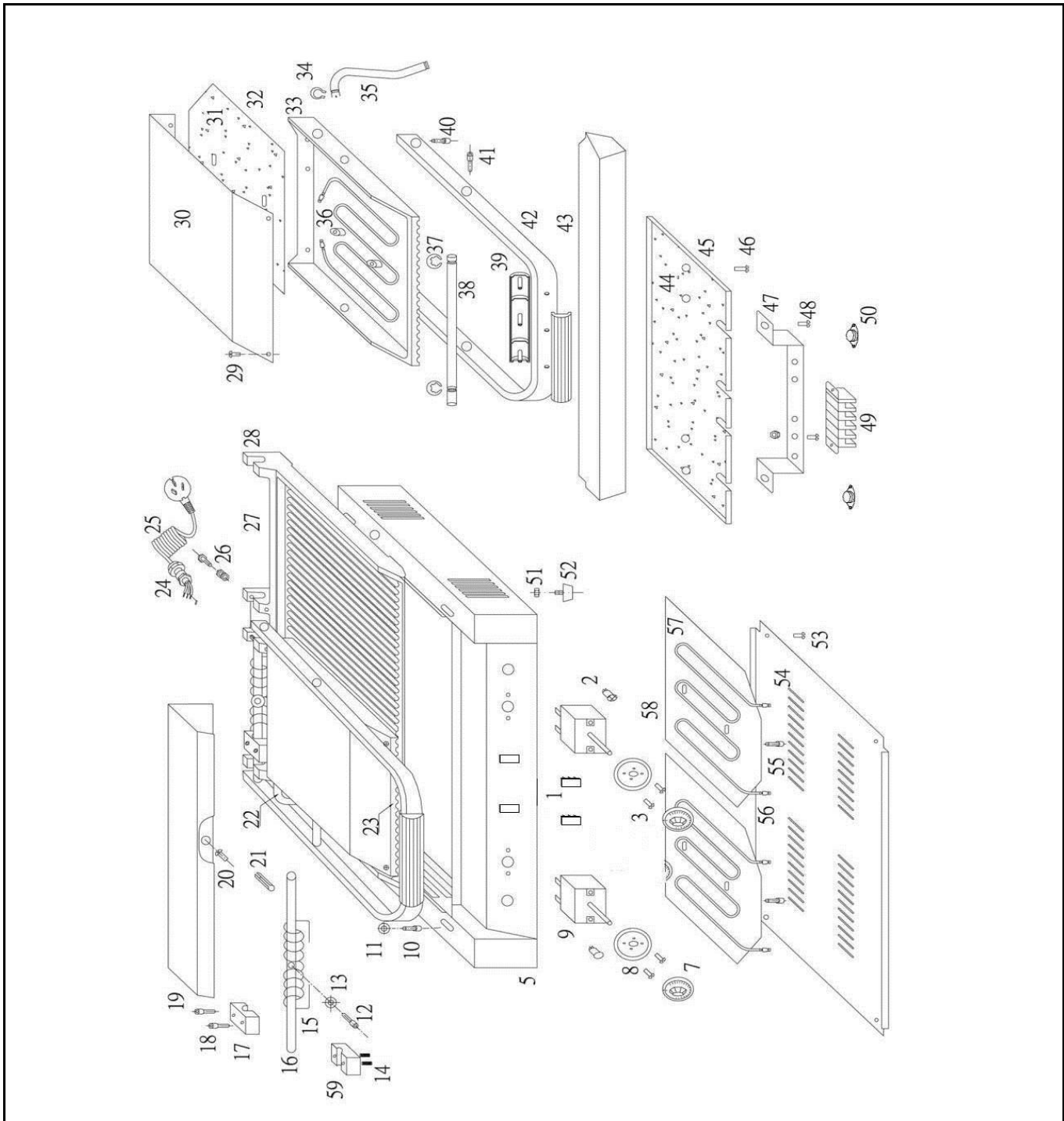



Drawing

 HENDI FOOD SERVICE EQUIPMENT Hendi B.V. Steenoven 21 3911 TX Rhenen The Netherlands	Batch #	Appliance part#
	000000 until 622266	263709
	Description	
	Double contact grill	

Date	15-02-2017	Revision #	Revision version
Revision	First bill of materials (BOM)		



Bill of materials (BOM)

 <p>Hendi B.V. Steenoven 21 3911 TX Rhenen The Netherlands</p>	Batch #	Appliance part#
	000000 until 622266	263709
	Description	
	Double contact grill	

Date	15-02-2017	Revision #	Revision version
Revision	First bill of materials (BOM)		

Item	Description	Part#	Quantity	Remark	Picture
1	Switch	902080	2		
2	Heating indicator	912003	2		
3	Crosshead screw	n/a	4		
5	Housing	n/a	1		
7	Knob thermostat	904411	2	Incl item 7;8	
8	Base plate with dail	nss	2		
9	Thermostat	902011	2		
10	Inner hexagon screw	n/a	4		
11	Washer	n/a	4		
12	Inner hexagon screw	902202	2	Incl item 12;13	
13	Washer	nss	2	Available as 902202	
14	Tension spring for brake shoe	nss	4	Available as 902097	
15	Torsion spring	901908	2		
16	Back axle	912195	2		
17	Brake shoe complete set	902097	2	Incl item 14;17;18;59	
18	Inner hexagon screw	nss	4	Available as 902097	
19	Back upper cover	912218	2	Incl item 19;20	
20	Crosshead screw	nss	2	Available as 912218	
21	Locking pin	902240	2		
22	Wire tube for left upper element	n/a	1		
23	Upper grill plate (left side)	n/a	1		
24	Cordinlet with retention	912201	1		
25	Powercord	912027	1		
26	Earth bonding screw for powercord	n/a	1		
28	Bottom grill plate	n/a	1		
29	Crosshead screw	n/a	8		
30	Housing cover upper element	n/a	2		
31	Isolation upper element	n/a	2		
32	Heating element cover upper grill plate	n/a	2		
33	Upper grill plate (right side)	n/a	1		
34	Spring clamp for wire guide tube	n/a	2		
35	Wire tube for right upper element	n/a	1		
36	Upper element	904503	2		
37	Spring clamp for upper axle	n/a	4		
38	Upper axle	n/a	2		
39	Handle cover	912249	2		
40	Inner hexagon screw	nss	4	Available as 912157	
41	Inner hexagon screw	nss	4	Available as 912157	
42	Frame of handle	912157	2	Incl item 40;41;42	
43	Oil drip tray	263983	1		
44	Isolation lower element	n/a	1		
45	Lower cover plate	n/a	1		
46	Crosshead screw	n/a	8		
47	Bracket for terminal	n/a	1		
48	Crosshead screw	n/a	2		
49	Terminal block	912270	1		
50	Hi-limiter	902004	2		
51	Hexagon screw	nss	4	Available as 912058	
52	Appliance foot	912058	4	Incl item 51;52	
53	Crosshead screw	n/a	6		
54	Bottom plate	912256	1		
55	Inner hexagon screw	n/a	4		
56	Lower heating element	904510	1		
57	Heating element cover lower grill plate	n/a	2		

59	Lower brake shoe	nss	2	Available as 902097	

n/a -> not available

nss -> not sold separately

Circuit diagram



Hendi B.V.
Steenoven 21
3911 TX Rhenen
The Netherlands

Batch #

000000 until 622266

Appliance part#

263709

Description

Double contact grill

Date 15-02-2017

Revision #

Revision version

Revision First bill of materials (BOM)

